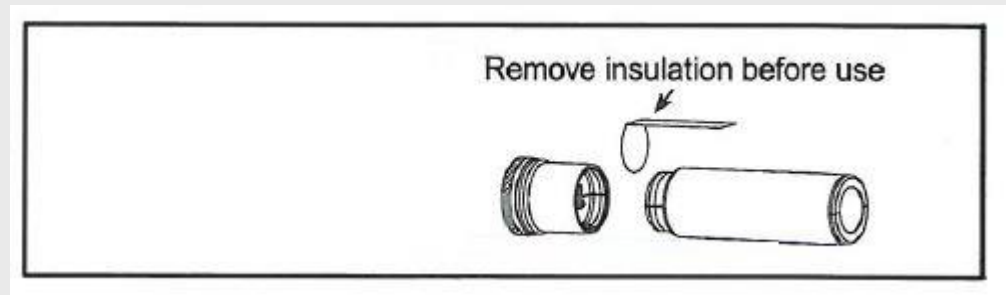


**HEINE**

**BETA 4 NT, BETA 4 USB & HEINE F.O. 4 NT – Removing insulation before first use**





Unscrew bottom cap to access battery





Remove battery completely from handle.


Separate bottom cap from battery by holding both and snapping them apart (force in direction of the arrows). Do not pull for the initial separation.





Remove the insulating foil between the bottom cap and the battery






Reassemble bottom cap and battery, an audible click confirms the proper connection.

Reinsert the battery assembly and fully screw it into the handle





Remove the outer label from the handle